




Pro-RF AAPM 15

02-117



This Digital Subtraction Angiography (DSA) Phantom is the recommendation in **Report No. 15 by the AAPM (American Association of Physicists in Medicine)**- Digital Radiology/Fluorography Task Group of the Diagnostic X-Ray Imaging Committee. Phantom is designed to **evaluate digital functions of DSA systems** and can be used to check: contrast range, resolution, linearity, uniformity, amplifier dynamic range, registration accuracy and subtraction effectiveness. Its modular construction allows setting up the desired test configuration in a very easy and accurate manner.

Technical data (can be modified to customer specifications):



- **Section I and II**

Step Wedge module, 6 step wedges (each 25.4 mm high) to test dynamic range.
Can be folded into 203.2 x 203.2 x 76.5 mm solid block.



- **Section III**

Slot block with a space to fit other test modules.
Outer size: 203.2 x 203.2 x 76.5 mm.
Slot size: 203.2 x 152.4 x 25.4 mm.



- **Registration Plate**

made of aluminium with an array of 3.18 mm holes.
Size: 203.2 x 203.2 x 1.5 mm



- **Bone Section**

with three PTFE strips 25 mm in width and 5, 10 and 15 mm in thickness.
Size: 203.2 x 203.2 x 25.4 mm



- **High Contrast Resolution Section**

containing pattern for line pair resolution evaluation (from 0.6 to 5.0 LP/mm). Thanks to the dedicated recesses, test pattern can be placed in different orientations.
Size: 203.2 x 203.2 x 25.4 mm



- **Blank Insert**

used with other modules forms a mask plate.
Size: 203.2 x 152.4 x 25.4 mm




- **Linearity Insert**

contains 6 iodine areas (19 mm diameter) of different iodine thickness and concentration: 0.5, 1.0, 2.0, 4.0, 10.0 and 20.0 mg/cm².
Size: 203.2 x 152.4 x 25.4 mm




- **Low Contrast Artery Insert**

containing 3 sets of analogue blood vessel group (diameters 0.5, 1.0, 2.0 and 4.0 mm), each vessels group includes different iodine concentrations: 2.5, 5.0 and 10.0 mg/cc.
Size: 203.2 x 152.4 x 25.4 mm



- **150mg/ml Iodine Artery Insert**

3 sets of analogue blood arteries (thickness 1.0, 2.0, 4.0 mm) each includes arteriarctial and arterial aneurysm whose sizes are 1/4, 1/2 and 3/4 of artery diameter.
Size: 203.2 x 152.4 x 25.4 mm



- **300mg/ml Iodine Artery Insert**

3 sets of analogue blood arteries (thickness 1.0, 2.0, 4.0 mm) each includes arteriarctia and arterial aneurysm whose sizes are 1/4, 1/2 and 3/4 of artery diameter.
Size: 203.2 x 152.4 x 25.4 mm

- **Carrying Case**

Product features:

- complies with:
 - AAPM Report No. 15 - Performance Evaluation and Quality Assurance in Digital Subtraction Angiography - Diagnostic X-Ray Imaging Committee/Digital Radiography/ Fluorography Task Group - May 1985
 - IEC 61223-3-1
- the Manual provides detailed guidelines for carrying out each test, results assessment and registration